

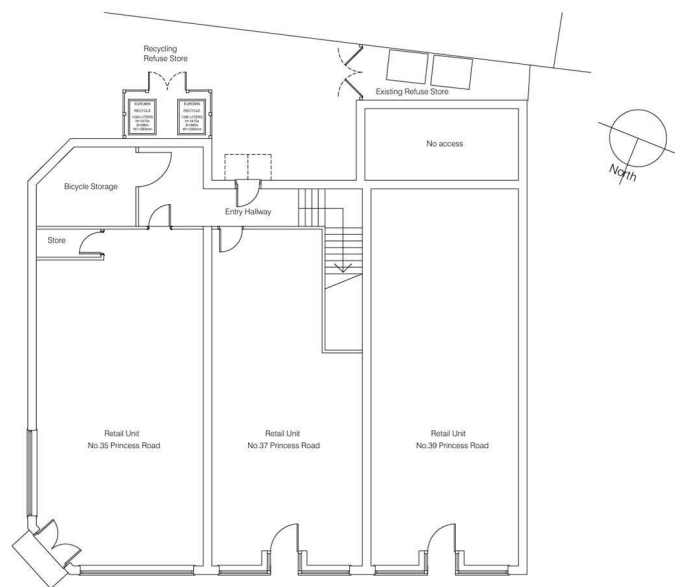


OFFERS AROUND

**£1,900,000**

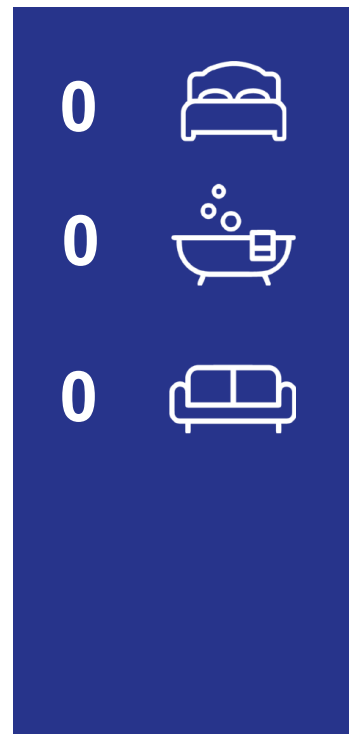

**Princess Way & Albert Road**

Camberley, GU15 3SP



Existing Ground Floor Plan

All windows in first floor in the rearward wall



Agents Note: Whilst every care has been taken to prepare these particulars, they are for guidance purposes only. All measurements are approximate and are for general guidance purposes only and whilst every care has been taken to ensure their accuracy, they should not be relied upon and potential buyers/tenants are advised to recheck the measurements

Energy Efficiency Rating		
	Current	Potential
Very energy efficient - lower running costs		
(92 plus) <b>A</b>		
(81-91) <b>B</b>		
(69-80) <b>C</b>		
(55-68) <b>D</b>		
(39-54) <b>E</b>		
(21-38) <b>F</b>		
(1-20) <b>G</b>		
Not energy efficient - higher running costs		
<b>England &amp; Wales</b>	EU Directive 2002/91/EC	

**Shaw  
& Co**  
ESTATE  
AGENTS

**OFFICE ADDRESS**  
Whitton  
Twickenham  
TW2 7LT

**OFFICE DETAILS**  
0208 894 3646  
whitton@shawandcoestates.com